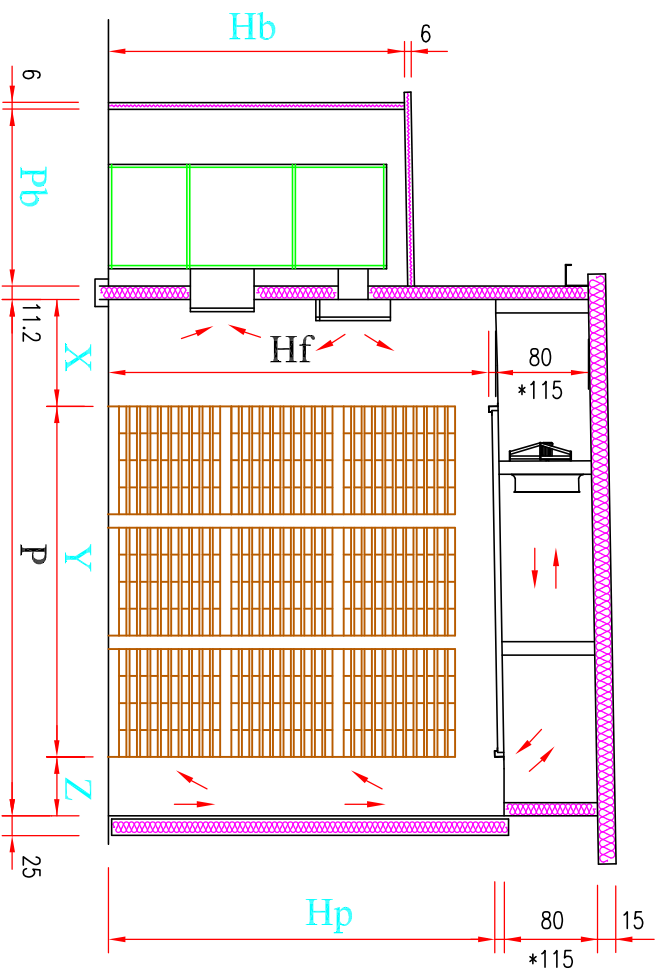


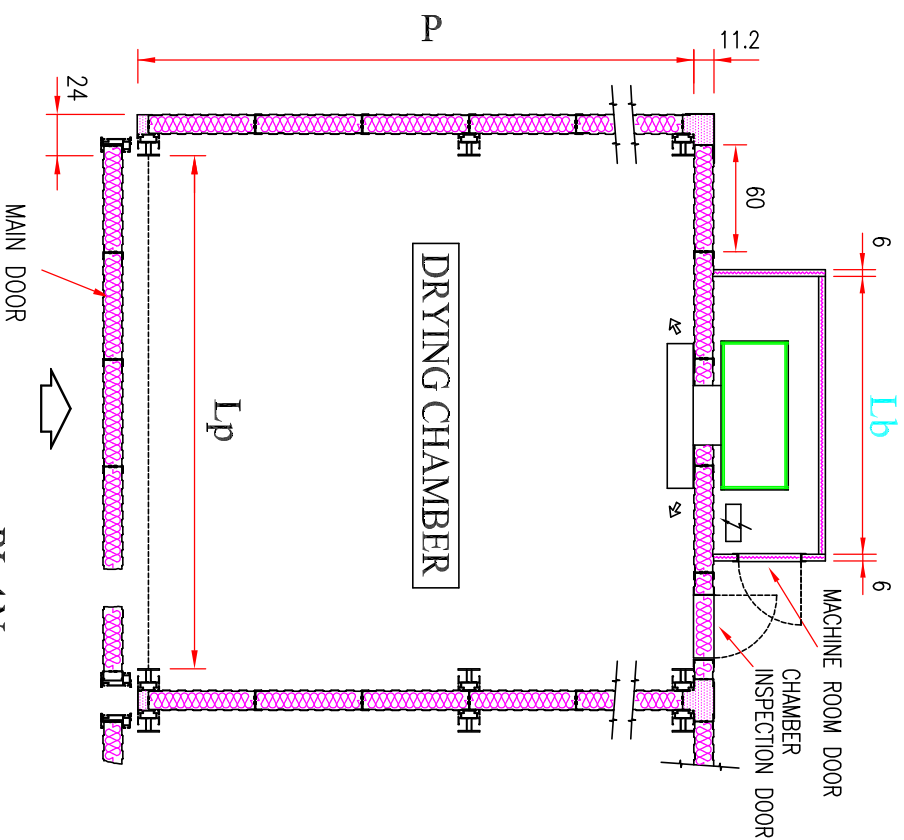
**CHAMBERS FOR UNITS BY CONDENSATION - MAC LINE -**  
**WITH AXIAL FANS** **WITH TREATED SPIN GLASS THICKNESS 11.2 cm**



**SIDE VIEW IN SECTION**

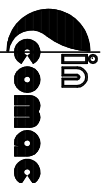
Model	Lp	P	Hf	Hp	X	Y	Z	Lb	Pb	Hb
MAC 25	460	485	380	390	67.5	350	67.5	290	153	260
MAC 35	580	485	380	390	67.5	350	67.5	340	203	260
MAC 50 A	640	665	380	395	97.5	470	97.5	390	203	260
MAC 50 B	760	545	380	390	97.5	350	97.5	390	203	260
MAC 70	820	725	380	400	127.5	470	127.5	440	253	320
MAC 100	1060	845	380	400	127.5	590	127.5	490	253	320
MAC 140	1240	845	380	400	127.5	590	127.5	540	253	320
MAC 200	1300	965	380	405	127.5	710	127.5	590	253	320

sizes cm



**PLAN**

STANDARD DRAWING  
 INCOMAC RESERVES THE RIGHT  
 TO MODIFY THE TECHNICAL  
 DATA AT ANY TIME.



INCOMAC S.r.l.  
 31044 MONTEBELLUNA (TREVISO) ITALIA  
 Via G. Ferraris, 50 - P.O. Box 80  
 Tel.(0423) 21646 / 601280 - Telefax 301633  
 E-mail: incomac@incomac.it http://www.incomac.com

Vieta la riproduzione senza autorizzazione dell' INCOMAC S.r.l.  
 disegnato RS visto 98166L-IN modificato il DIS. N° 02128L-IN

data 31.05.02  
 scala ///